



DEPARTMENT OF PUBLIC UTILITIES HEADQUARTERS

SUFFOLK, VIRGINIA

Category: Commercial Architecture

The headquarters for the City of Suffolk's Public Utilities is a combination building and a revamped pre-engineered warehouse that consolidates the entire agency on a secure 16 acre site.

The new 53,750 SF complex is comprised of offices, conference rooms, a training/multi-purpose room that has after-hours public access, crew support areas, and locker rooms. The warehouse contains shops for maintenance

personnel, equipment storage, and a truck wash. Additional new structures around the site include a covered fueling station, storage for vehicles, equipment, and site materials.

In order to create a dialogue between the new administration and remaining warehouse, a dynamic single sloping mass was developed for the office building. Not only does it give a presence to the one story component, it also provides roof top equipment screening from

Benton Road. The mixture of the refined ground-faced block and smooth white metal panels with the corrugated galvanized siding represent the program mix of administration and utility, and adds intermediate scale and interest to the simple forms.

The facility was designed as the first in a series that brand the City of Suffolk's public buildings.

The original warehouse was taken down to its framing members and reduced in length by four rows of structural bays. This allowed for the placement of the new office to respect the restrictive building setbacks and utility easements while providing adequate site to segregate the vehicular traffic circulation, parking, and maintenance yard access.

 Demolished



- ① Administration
- ② Warehouse and Maintenance Shops
- ③ Fuel Island
- ④ Material Storage
- ⑤ Vehicle Storage

Site Plan





Southeast Corner



Main Entrance



The canopy at the main entrance is punctuated with a diamond plate clad sculptural column painted in the client's branded color. The collage of openings and materials juxtaposes scale elements with textures and forms.



View West



The building's uses are separated by an open breezeway with a translucent roof that provides cover between the shops and offices, as well as fire separation. Continuous lighting is used to create a glow along the adjacent walls at dusk.



Northeast Corner of Shops



Fuel Island



BREEZEWAY



FLOOR PLAN


- Administrative Offices
- Administrative Support
- Crew Offices
- Crew Support
- Building Support
- Warehouse and Maintenance Shops



Administrative Office Corridor




Reception Lobby




Crew Activities Corridor

Exposing the spatial volumes and lateral resistance members within the public spaces are unexpected and provide interest.



Break Room



Lounge